

Sample-to-answer LabDisk for point-of-care analysis of total cholesterol from whole blood



M. Rombach^{1*}, S. Lutz¹, D. Mark¹, G. Roth², R. Zengerle^{1,2}, C. Dumschat³, A. Witt³, S. Hensel³, S. Frenzel³, F. Aßmann³, F. Gehring⁴, T. Reiner⁴, H. Drechsel⁴, P. Szallies⁴ and F. von Stetten^{1,2}

1 HSG-IMIT – Institut für Mikro- und Informationstechnik, Freiburg, GERMANY

2 Laboratory for MEMS Applications, IMTEK - Department of Microsystems Engineering, University of Freiburg, Freiburg, GERMANY

3 EKF-diagnostic GmbH, Barleben, GERMANY

4 Hettich Zentrifugen GmbH & Co.KG, Tuttlingen, GERMANY

Summary

A centrifugal microfluidic **LabDisk** for **total cholesterol [TC]** determination **from whole blood** and a **processing device** have been developed. Centrifugal microfluidic sample-to-answer processing features **direct sampling from the fingertip**, **aliquoting** (for analysis of an additional parameter), **blood plasma separation**, rehydration of **prestored reagents**, and real-time **absorbance measurement** of enzymatic reactions. **Time to result for fluidic processing and readout is 7 min** with room for optimization to less than 4 minutes. It was demonstrated that the TC assay can be integrated into LabDisk based multiparameter analysis of whole blood.

Sample-to-answer LabDisk

A whole blood sample is taken from the fingertip applying a LabDisk integrated 40 μ L end-to-end capillary shown in figure 1. The centrifugal device shown in figure 2 is used to control microfluidic processing of the sample. Lab Disk integrated cuvettes are used for absorptiometric detection of TC concentration (figure 4).

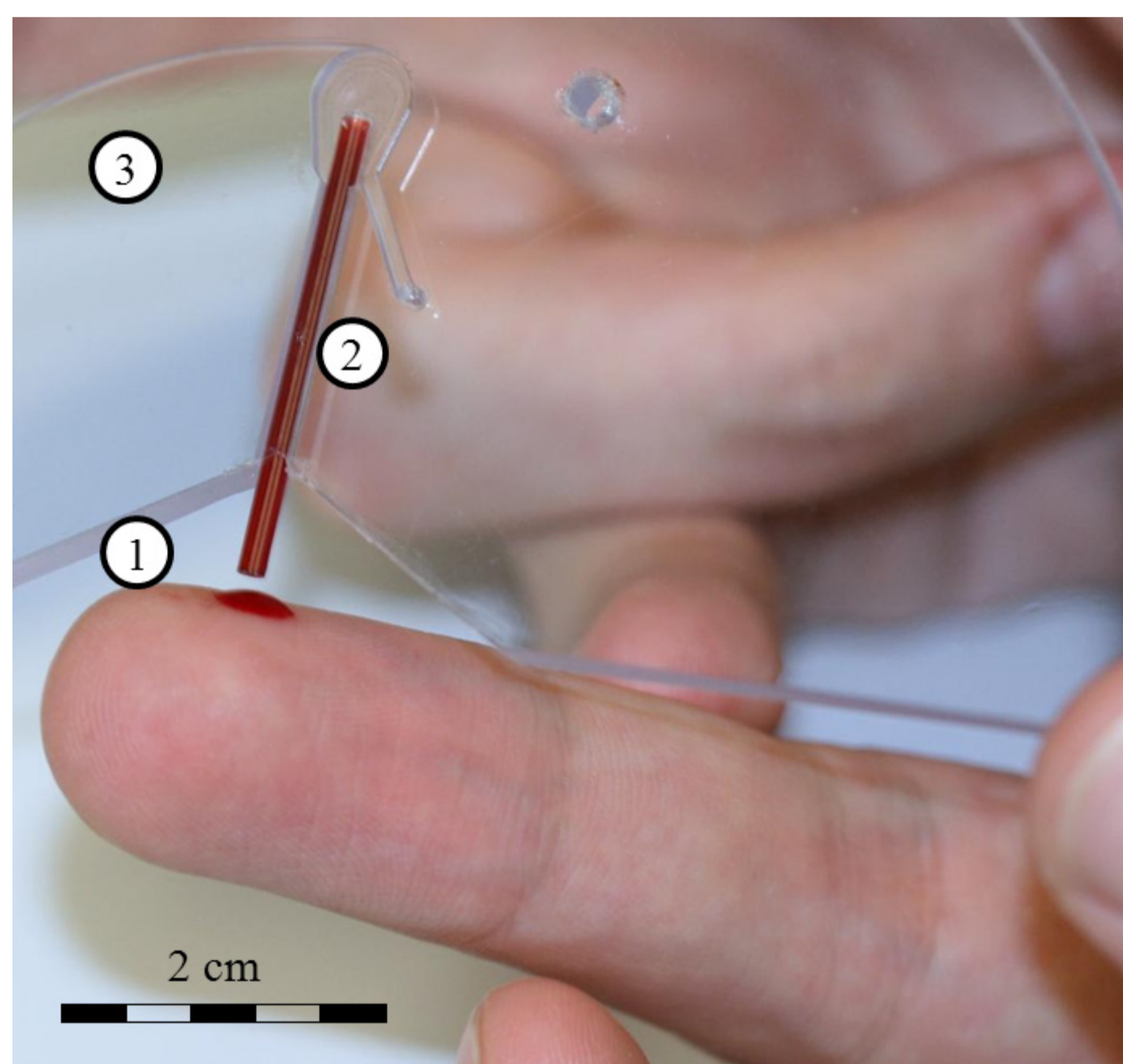


Figure 1: Image of the sample collection process from a punctured site on the fingertip (1) via an end-to-end capillary (2), which is integrated in the LabDisk (3).




Figure 2: Centrifugal processing device prototype (1) with an integrated touch-panel to operate the device and display results (2). After sample collection the LabDisk (3) is placed onto the rotor, where the sample is processed. The TC concentration is determined with an integrated absorptiometry unit (4).




Figure 3: Image of the LabDisk with sample collection chamber (1), aliquoting structure (2), overspill chamber (3), blood plasma separation structures (4), reaction chambers (5) with prestored reagents and integrated cuvettes for absorptiometric detection of TC concentration (6).

Results

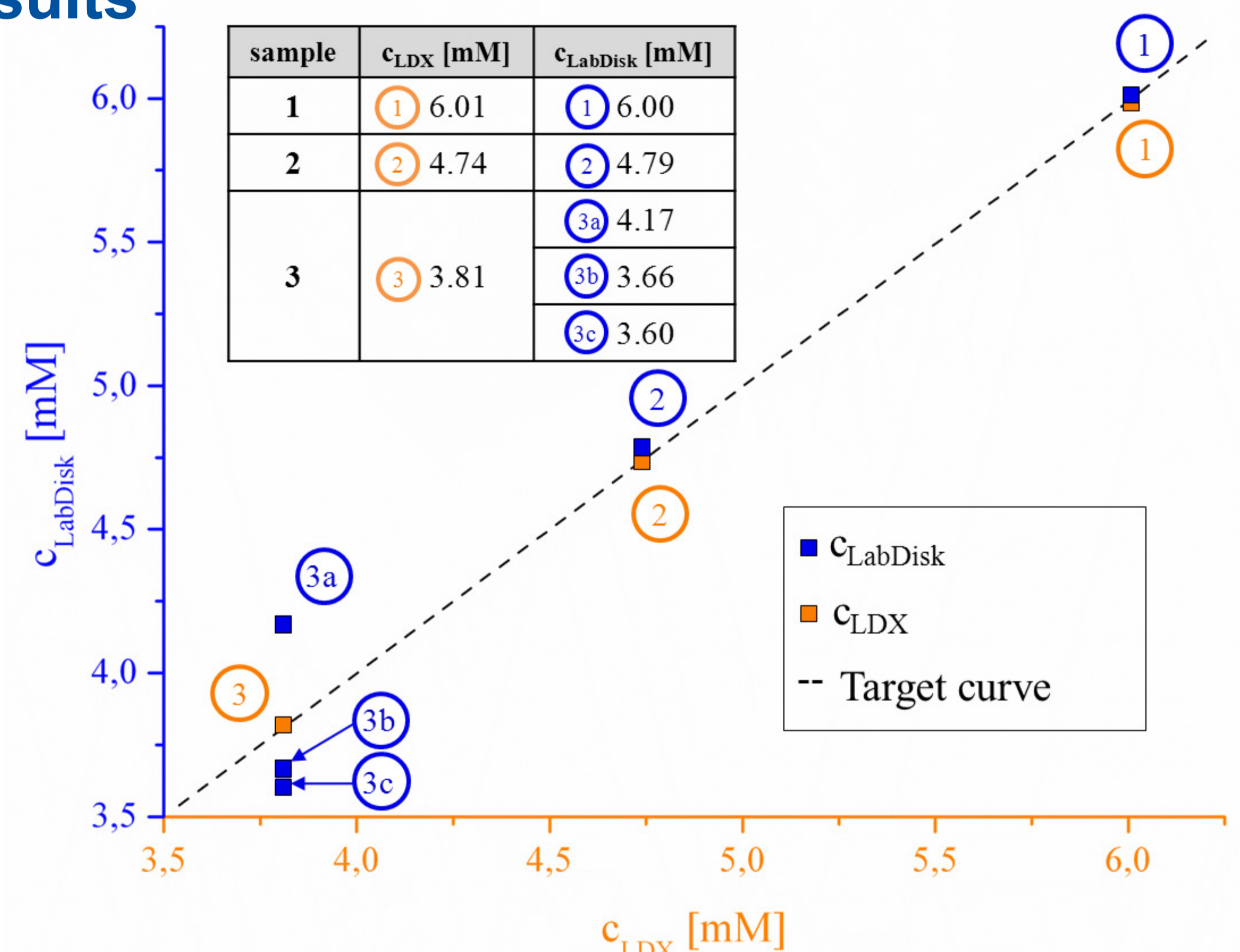


Figure 4: Variance comparison of the TC concentrations of the LabDisk to the TC concentrations determined with the LDX reference system using the same samples, whereas LDX results are shown on the X-axis, LabDisk results on the Y-axis. The dashed line shows the target curve for each concentration. Samples #1 & #2 show comparable results to the reference system, sample #3 varies around the reference result with a CV of 6.3 %.

Conclusions

Results are in line with common testing systems. Only 40 μ L of sample is required. Time to result is 7 minutes (with room for optimization). The centrifugal microfluidic is designed to integrate multiparameter analysis like the detection of HDL-cholesterol and TG without affecting the time to result.

Acknowledgements

We gratefully thank the Federal Ministry of Economics and Technology (BMWi, Baden Württemberg, Germany) for the financial support (KF2146306 SB9). We also gratefully acknowledge the financial support of the Chemical and Biological Microsystems Society.

Partners

